

CREDIBILITY ALLIANCE

215, 2nd FLOOR, KIRTI SHIKHAR BUILDING, DISTRICT CENTRE, JANAKPURI, NEW DELHI 110058

BALANCE SHEET AS AT 31st March 2023			
	SCHEDULE	F.Y. 2022-23	F.Y. 2021-22
SOURCES OF FUNDS			
I.FUND BALANCES:			
General Fund	[01]	5,52,590	8,42,506
Corpus Fund		-	-
Assets Fund		1,13,980	1,30,017
		6,66,570	9,72,522
II.LOAN FUNDS:			
		-	-
TOTAL	[I + II]	6,66,570	9,72,522
APPLICATION OF FUNDS			
I.FIXED ASSETS			
Gross Block	[02]	15,72,645	15,72,645
Less: Accumulated Depreciation		14,58,666	14,42,629
Net Block		1,13,980	1,30,017
II.INVESTMENTS			
Against Corpus		-	-
Against Others		-	-
III.CURRENT ASSETS, LOANS & ADVANCES:			
a. Loans & Advance	[03]	2,79,426	2,79,426
b. Other Current Assets	[04]	2,09,645	2,15,251
c. Cash & Bank Balance	[05]	98,997	3,80,339
	A	5,88,068	8,75,016
Less: CURRENT LIABILITIES & PROVISIONS:			
a. Unspent Grant balance	[06]	-	-
b. Current Liabilities	[07]	35,477	32,510
	B	35,477	32,510
NET CURRENT ASSETS	[A - B]	5,52,591	8,42,506
TOTAL	[I+II+III]	6,66,570	9,72,522
		-	-

Significant Accounting Policies and Notes to Accounts [14]

The schedules referred to above forms an integral part of the Balance Sheet

IN TERMS OF OUR REPORT ON EVEN DATE

For & on behalf :

KYG & Associates

Chartered Accountants

FR No: 028728N




CA. Pushkar Kumar, FCA
Partner
M No. 535434

Place : New Delhi
Date: 30-09-2023

For: CREDIBILITY ALLIANCE


[Harish Vashistha]
Director


[Jayant Kumar]
Chairperson


[K P Rajendran]
Member

CREDIBILITY ALLIANCE

215, 2nd FLOOR, KIRTI SHIKHAR BUILDING, DISTRICT CENTRE, JANAKPURI, NEW DELHI 110058

INCOME & EXPENDITURE ACCOUNT FOR THE YEAR ENDED 31st March 2023			
	SCHEDULE	F.Y. 2022-23	F.Y. 2021-22
<u>I. INCOME</u>			
Grants	[08]	-	4,55,000
Donation		4,31,000	8,67,000
Interest Income	[09]	4,699	7,909
Other Income	[10]	-	-
TOTAL		4,35,699	13,29,909
<u>II. EXPENDITURE</u>			
Grant Related Expenses	[11]	-	-
Programme Related Expenses	[12]	3,58,531	9,89,833
Administrative Expenses	[13]	3,67,083	3,86,533
Written Off		-	-
Non recurring expenses		-	-
Depreciation	[02]	16,037	19,228
Less: Transferred to Assets Fund		16,037	19,228
		7,25,614	13,76,366
III. EXCESS OF INCOME OVER EXPENDITURE TRANSFERRED TO GENERAL FUND		(2,89,915)	(46,457)

Significant Accounting Policies and notes to Accounts
The Schedules referred to above forms an integral part of the I & E Account

[14]

IN TERMS OF OUR REPORT ON EVEN DATE

For & on behalf :

KYG & Associates**Chartered Accountants****FR No: 028728N**


CA. Pushkar Kumar, FCA
Partner
M No. 535434

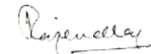
**For: CREDIBILITY ALLIANCE**


[Harish Vashistha]

Director



[Jayant Kumar]
Chairperson



[K P Rajendran]
Member

Place : New Delhi
Date- 30-09-2023

CREDIBILITY ALLIANCE

215, 2nd FLOOR, KIRTI SHIKHAR BUILDING, DISTRICT CENTRE, JANAKPURI, NEW DELHI 110058

RECEIPTS & PAYMENT ACCOUNT FOR THE YEAR ENDED 31st March 2023			
	SCHEDULE	F.Y. 2022-23	F.Y. 2021-22
<u>RECEIPTS</u>			
<u>Opening Balance</u>			
Cash in Hand		-	396.00
Cash at Bank		3,80,339	4,69,280.55
		3,80,339	4,69,676.55
Grant	[08A]	-	4,55,000
Donation		4,31,000	8,67,000
Interest Income		4,699	7,909
Increase in Liabilities		2,967	-
Loans and Advances Received		5,606	2,619
		8,24,611	18,02,205
TOTAL			
<u>PAYMENT</u>			
Grant Related Expenses	[11]	-	-
Programme Related Expenses	[12]	3,58,531	9,89,833
Administrative Expenses	[13]	3,67,083	3,86,533
Non- Recurring Expenses			
TDS Receivable		-	45,500
Loan & Advances Paid			
<u>Closing Balance</u>			
Cash in Hand		-	-
Cash at Bank :		98,997	3,80,339
		98,997	3,80,339
		8,24,611	18,02,205
TOTAL			
		-	-

Significant Accounting Policies and Notes to Accounts

[14]

The schedules referred to above form an integral part of the R & P Account

IN TERMS OF OUR REPORT OF EVEN DATE

For & on behalf :


KYG & Associates
Chartered Accountants
FR No: 028728N




CA. Pushkar Kumar, FCA
Partner
M No. 535434

For: **CREDIBILITY ALLIANCE**


[Harish Vashistha]
Director


[Jayant Kumar]
Chairperson


[K P Rajendran]
Member

Place : New Delhi
Date- 30-09-2023
Place : New Delhi

CREDIBILITY ALLIANCE

215, 2nd FLOOR, KIRTI SHIKHAR BUILDING, DISTRICT CENTRE, JANAKPURI, NEW DELHI 110058

Schedules forming part of Financial Statement		
	F.Y. 2022-23	F.Y. 2021-22
<u>SCHEDULE [01] FUNDS BALANCE</u>		
GENERAL FUND (FC)		
Opening Balance	1,26,515	3,57,372
Less: Tranferred to Asset Fund	-	-
Add: Excess of Income Over Expenditure	8	(2,30,856)
GENERAL FUND (DOMESTIC)		
Opening Balance	7,15,990	5,31,591
Less: Transfer to Asset Fund		
Add: Excess of Income Over Expenditure	(2,89,923)	1,84,399
TOTAL	5,52,590	8,42,506
<u>SCHEDULE [02] ASSETS FUNDS</u>		
Opening Balance	1,30,017	1,49,245
Add: Asset purchased during the year	-	-
Add: Transfer from General Fund	-	-
Add: Created during the year	-	-
Less: Depreciation Charged out of Grant Assets and transferred from Income & Expenditure Account	16,037	19,228
TOTAL	1,13,980	1,30,017
<u>SCHEDULE [03] LOANS AND ADVANCES</u>		
Security Deposit	44,000	44,000
Advance & Reimbursement	2,35,426	2,35,426
TOTAL	2,79,426	2,79,426
<u>SCHEDULE [04] OTHER CURRENT ASSETS</u>		
TDS Receivable	2,09,645	2,15,251
TOTAL	2,09,645	2,15,251
<u>SCHEDULE [05] CASH AND BANK BALANCE</u>		
Cash in Hand	-	-
Cash at Bank:		
<i>FCRA ICICI Bank Account</i>	245	237
<i>ICICI Bank 00390</i>	24,963	2,85,158
<i>ICICI Bank Corpus 00557</i>	-	-
<i>ICICI Bank Sweep Account</i>	73,789	94,944
TOTAL	98,997	3,80,339
<u>SCHEDULE [06] UNSPENT GRANT BALANCE</u>		
Opening Grant Unutilized	-	-
Add: Grant Received During the Year	-	-
	-	-
Less: Utilized during the year	-	-
	-	-

<u>SCHEDULE [07] CURRENT LIABILITIES</u>		
Duties & Taxes	-	-
Expenses Payable	35,477	32,510.00
Audit fees payable	-	-
TOTAL	35,477	32,510
<u>SCHEDULE [08] GRANTS</u>		
Opening Grant Unutilized	-	-
Add: Grant Received During the Year		
Less: Unutilized during the year	-	-
	-	-
<u>SCHEDULE [08 A] GRANTS</u>		
Grant from Rise against Funder	-	-
Grant from Vishwa Yuvak Kendra	-	-
Grant from CASA	-	4,55,000
TOTAL	-	4,55,000
<u>SCHEDULE [09] INTEREST INCOME</u>		
Interest on Savings Account	8	3,289
Interest on Deposit	4,157	4,620
Interest on Income Tax Refund	534	-
TOTAL	4,699	7,909
<u>SCHEDULE [10] OTHER INCOME</u>		
Income Tax Refund	-	-
TOTAL	-	-
<u>SCHEDULE [11] GRANT RELATED EXPENSES</u>		
TOTAL	-	-
<u>SCHEDULE [12] PROGRAMME RELATED EXPENSES</u>		
<u>Domestic</u>		
Assessor Fees	26,200	91,800
Staff Cost	3,20,000	6,46,000
Meeting and Workshops	-	-
Consultancy Fee	-	39,233
Honorarium	-	-
Travel Expenses	-	20,000
Website Renewal Charges	12,331	11,800
	3,58,531	8,08,833
<u>Foreign</u>		
Staff Cost	-	1,21,000
Assessors Fee	-	-
Travel Expenses	-	-
Consultancy Charges	-	60,000
	-	1,81,000
TOTAL	3,58,531	9,89,833

SCHEDULE [13] ADMINISTRATIVE EXPENES**Domestic**

Bank charges	-	-
Electricity & Water Expenses	11,880	15,010
Local Conveyance	5,150	-
Office Expenses	46,279	40,453
Office Rent	2,77,200	1,93,000
Commission Charges	-	11,000
Printing & Stationery	7,738	17,766
Communication	-	12,895
Telephone and Internet	11,036	-
Website Maintenance	-	-
Travel Reimbursement	-	15,429
Office Maintenance	7,800	27,784
Current Asset written off	-	51
Agency commission	-	-
Accounting Charges	-	-
	3,67,083	3,33,388

Foreign

Bank Charges	-	59
Electricity & Water Charges	-	2,400
Office Rent	-	44,000
Telephone & Internet Expenses	-	1,178
Office expense	-	3,125
Repair and Maintenance	-	950
Printing & Stationery	-	1,433
	-	53,145
TOTAL	3,67,083	3,86,533

CREDIBILITY ALLIANCE
215, 2nd FLOOR, KIRTI SHIKHAR BUILDING, DISTRICT CENTRE, JANAKPURI, NEW DELHI 110058
Schedules forming part of Financial Statement

SCHEDULE [03] : FIXED ASSETS

AMOUNT IN INR

PARTICULARS	GROSS BLOCK					DEPRECIATION			NET BLOCK	
	As on 01.04.2022	Additions More than Six Months	Additions Less than Six Months	Deletions	As on 31.03.2023	As on 01.04.2022	During the Year	As on 31.03.2023	As on 31.03.2022	As on 31.03.2023
<i>Assets from FC Source</i>										
Assets out of Grant Fund										
Office Equipments	1,34,893	-	-	-	1,34,893	1,19,736	2,274	1,22,010	15,157	12,883
Computer	1,97,700	-	-	-	1,97,700	1,97,609	36	1,97,645	91	55
Furniture & Fixtures	3,45,630	-	-	-	3,45,630	2,78,560	6,707	2,85,267	67,070	60,363
Laptop	2,86,240	-	-	-	2,86,240	2,86,193	19	2,86,212	47	28
Mobile Phones	7,854	-	-	-	7,854	7,358	74	7,432	496	422
Printer & Scanner	53,405	-	-	-	53,405	53,388	7	53,395	17	10
UPS	71,875	-	-	-	71,875	71,753	49	71,802	122	73
Projector	65,000	-	-	-	65,000	64,965	14	64,979	35	21
Server	30,000	-	-	-	30,000	30,000	-	30,000	-	-
Assets Out of Own Fund										
Furniture and Fixture	13,950	-	-	-	13,950	9,572	438	10,010	4,378	3,940
Office equipments	1,650	-	-	-	1,650	1,234	62	1,296	416	354
TOTAL	12,08,197	-	-	-	12,08,197	11,20,368	9,680	11,30,048	87,829	78,149
<i>Assets from Domestic Source</i>										
Assets out of Grant Fund										
Furniture & Fixtures	39,116	-	-	-	39,116	32,593	652	33,245	6,523	5,871
Office Equipments	50,942	-	-	-	50,942	46,317	694	47,011	4,625	3,931
Mobile	3,000	-	-	-	3,000	641	354	995	2,359	2,005
Computer in Kind	2	-	-	-	2	-	-	-	2	2
Assets Out of Own Fund										
Office Equipments	11,682	-	-	-	11,682	9,737	292	10,029	1,945	1,653
Furniture and Fixture	50,981	-	-	-	50,981	34,695	1,629	36,324	16,286	14,657
Computer & Laptop	1,40,450	-	-	-	1,40,450	1,35,773	1,871	1,37,644	4,677	2,806
Almirah	3,500	-	-	-	3,500	1,947	233	2,180	1,553	1,320
Air Conditioner	16,800	-	-	-	16,800	13,493	496	13,989	3,307	2,811
Printer & Scanner	47,075	-	-	-	47,075	46,718	54	46,772	357	303
Fan	900	-	-	-	900	347	83	430	553	470
TOTAL	3,64,448	-	-	-	3,64,448	3,22,261	6,357	3,28,618	42,187	35,830
TOTAL	15,72,645	-	-	-	15,72,645	14,42,629	16,037	14,58,666	1,30,016	1,13,980